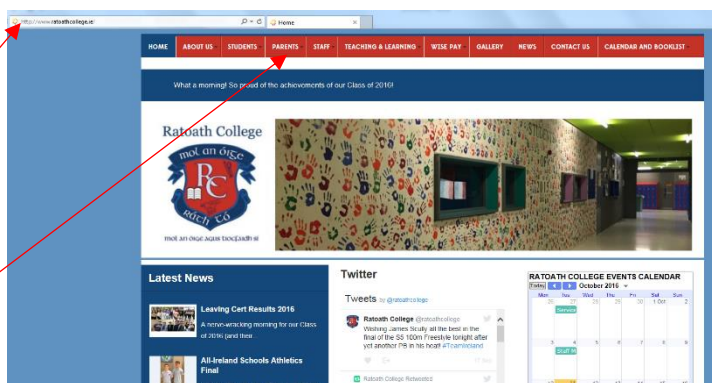


## How to Access ePortal from a PC, Laptop or iPad

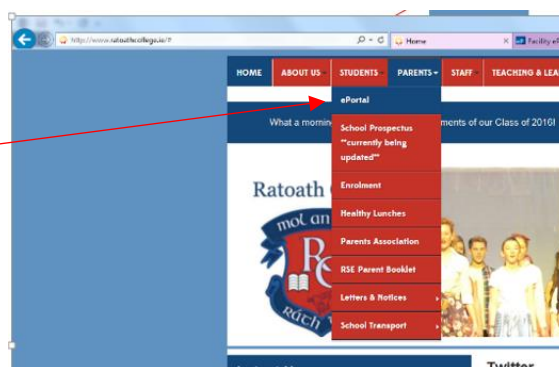
### Step 1

Search for school website  
www.rataothcollege.ie



### Step 2

Click on the Parents tab



### Step 3

Select ePortal from Dropdown Menu

### Step 4

This will open the ePortal login screen.

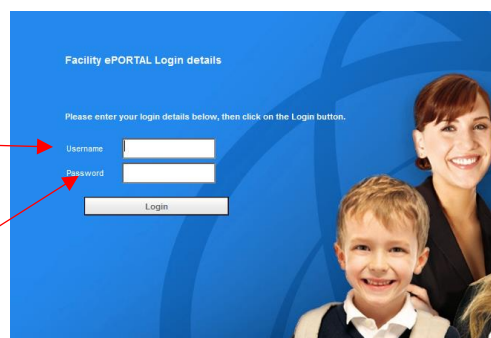
You must enter your student's username and password here

NB: **The username** is their email address without  
"@lmetb.ie"

i.e. [16Jbloggs.rth@lmetb.ie](mailto:16Jbloggs.rth@lmetb.ie) becomes the username  
**16Jbloggs.rth**

**The Password** is their lmetb email password with "2016"  
added to the end

i.e. **Wsd2343** becomes the password **Wsd23432016**



### Step 5

Once on the landing screen the students data is displayed  
under different headings to expand these headings click on  
the "more" icon.

i.e. To view results and progress  
reports click on more under the  
results heading.

